



LAND ROVER AMAZON ALEXA USER GUIDE

Use Alexa¹ to control your navigation and music, including Spotify², naturally and intuitively with your voice. It's built-in to our Pivi Pro infotainment system, so it's fast, responsive and easy to use.

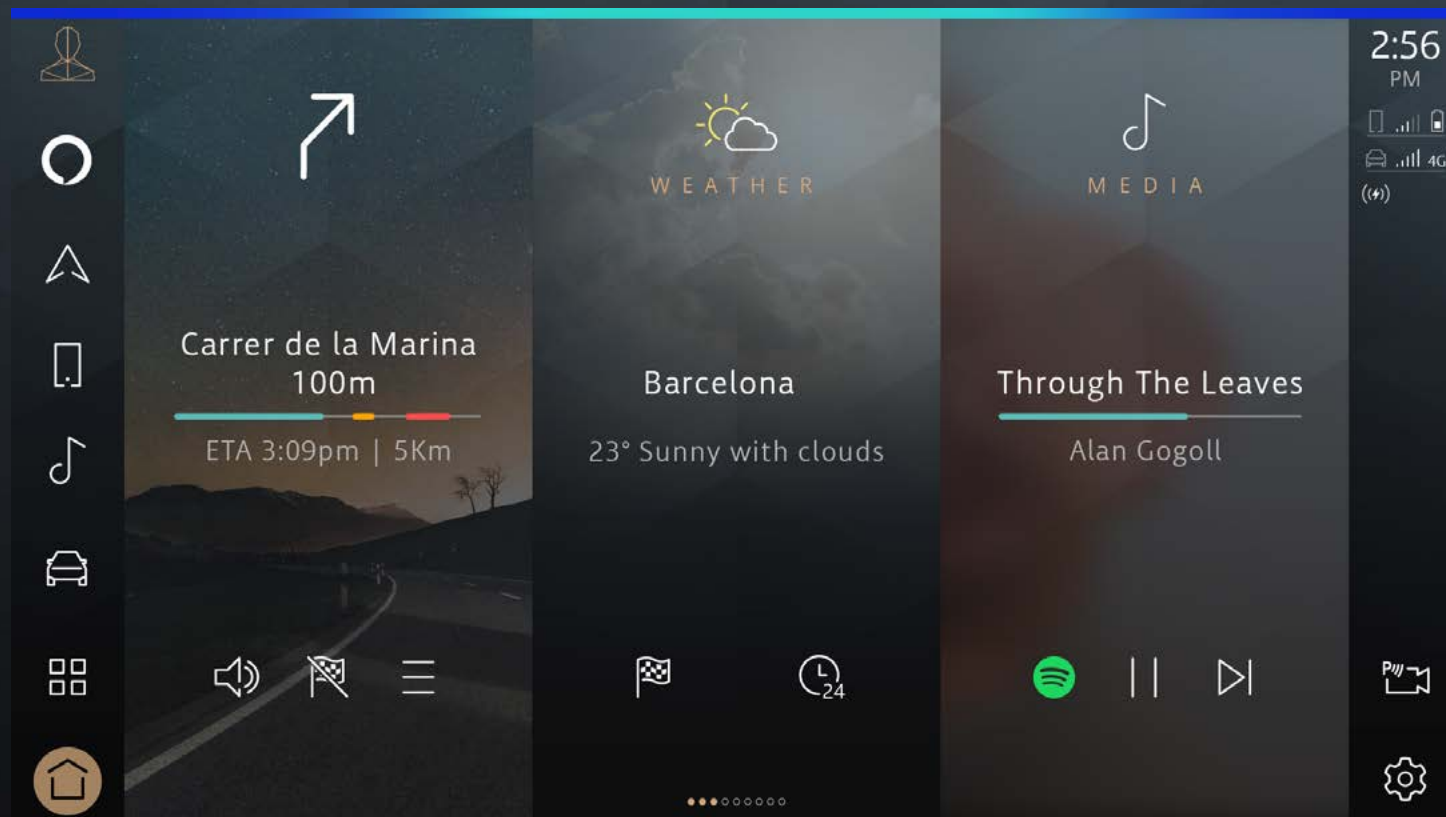
You can also make calls, listen to audiobooks, hear news, check the weather and even control compatible smart home features³ such as heating and lighting from your Land Rover.

Included as part of the Online Pack⁴ subscription, Alexa keeps you connected, productive and entertained. Alexa is currently available in the UK, USA, Canada, Australia, Germany, Austria, France, Spain and Italy.

If you live in the UK or US, you can also control and interact with your vehicle wherever you are by using the Land Rover Remote Skill on your Alexa-enabled device, or in the Alexa app⁵.

Follow this step-by-step user guide to get started with Alexa today.

amazon alexa





LAND ROVER AMAZON ALEXA USER GUIDE

CONTENTS:

You'll need:

- An InControl account with Pivi Pro
- A current vehicle Online Pack subscription
- An Amazon account
- A smartphone with internet connection

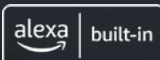


LAND ROVER AMAZON ALEXA USER GUIDE

ALEXA AND LAND ROVER REMOTE SKILL

There are two ways to make the most of Alexa with your vehicle.

1. Alexa is built-in to your vehicle and is available as part of your Online Pack subscription.
2. You can check on your vehicle wherever you are with the Land Rover Remote Skill for Alexa⁵. This is only available to customers in the UK and US. Land Rover Remote Skill is a voice-driven Alexa capability that makes life easier. It's enabled and accessed through the downloadable Alexa app.



ALEXA

While in your vehicle, ask Alexa to play music, place calls, listen to audiobooks, hear the news, check the weather, control smart home devices, get directions, find the nearest coffee shop and more - all while you keep your hands on the wheel and eyes on the road.



LAND ROVER REMOTE SKILL

Wherever you are connected, use the Land Rover Remote Skill on your Alexa-enabled device or app to remotely control your vehicle. Just ask Alexa and you can lock/unlock your doors or check your range.



LAND ROVER AMAZON ALEXA USER GUIDE

BEFORE YOU START... CHECK YOUR VEHICLE SET-UP

To use Alexa in your vehicle, you'll need a Pivi Pro infotainment system running software version OS 3.0 or above. You will need to be signed into your InControl⁶ account with an active Online Pack subscription. Lastly, you'll need your Amazon account details handy for connecting the services.



Make sure...

1. You have an InControl account
2. You have the Pivi Pro infotainment system in your vehicle
3. You have created a profile on your Pivi Pro Infotainment system and linked your InControl account to your vehicle
4. You are signed in to your vehicle's InControl account
5. You have software version OS 3.0 or above installed on your Pivi Pro system
6. You have an Amazon account
7. You have a smartphone with an internet connection to link your Amazon account to your InControl account

Most owners will find they're already set up to begin activating Alexa, however we recommend you use this list to check you have everything you need to start the Alexa activation process.

Once all of the above is in place, you will get a pop-up on your screen telling you Alexa is now available.



LAND ROVER AMAZON ALEXA USER GUIDE

CHECK YOUR VEHICLE SET-UP (CONTINUED) ASSISTANCE WITH SETTING UP YOUR VEHICLE FOR ALEXA

Not Signed In To Land Rover Incontrol?



> Here's How [To Sign-In](#) To Land Rover Incontrol.

Need to check that you have Pivi Pro?



Check your vehicle's infotainment homescreen or app launcher. If you have navigation, then you have Pivi Pro.

Need to set up your Pivi Pro infotainment system?



Follow the Start-Up Wizard to easily configure and setup the Pivi Pro infotainment system. This includes creating a profile linked to your InControl account, enabling a variety of additional connected services and applications.

Need to check you have software version OS 3.0 or above installed on your Pivi Pro system?



To check which software version you have, from the Pivi Pro homescreen, select 'Settings' then 'All' and scroll down to 'Software Updates' where your latest software version will be displayed.



LAND ROVER AMAZON ALEXA USER GUIDE

CHECK YOUR VEHICLE SET-UP (CONTINUED) ASSISTANCE WITH SETTING UP YOUR VEHICLE FOR ALEXA

Don't have software version OS 3.0?



If you don't have the OS 3.0 software version yet, don't worry. Our software updates are always phased and rolled out in a controlled way, so you will get an update soon. If you experience any issues, please contact your local Retailer.

Need to check you have an active Online Pack subscription for your vehicle?



Online Pack subscription can be checked in your Remote app. Select the 'More' button and choose 'Subscriptions'. The Online Pack has an active subscription if there is no date shown or there is a date shown which has not yet expired.

Need to check that mobile data is enabled?



Mobile data is enabled as part of your Online Pack subscription.

You can check if mobile data is turned on. Go to 'Settings' in Pivi Pro, then 'All Settings' then 'Connectivity.' Check mobile data is set to 'ON' and 'Agree to Terms and Conditions.'

Don't have an Amazon account?



> [Get one here.](#)

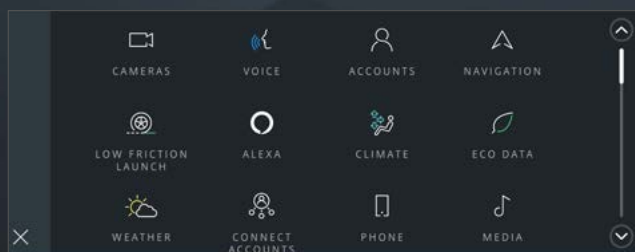


LAND ROVER AMAZON ALEXA USER GUIDE

ACTIVATE AND CONNECT ALEXA


If you have software version OS 3.0 or above **installed on your Pivi Pro system** and you're signed **into your InControl account** with an **active Online Pack subscription** (see previous page), activating Alexa is as easy as setting up any other app in your vehicle.

1. OPEN APP DRAWER IN PIVI PRO

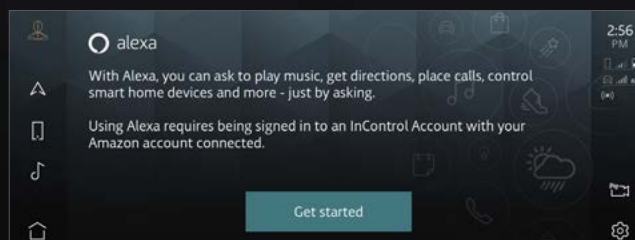


Open the App Launcher.

2. Select 'ALEXA'



3. SELECT 'GET STARTED'

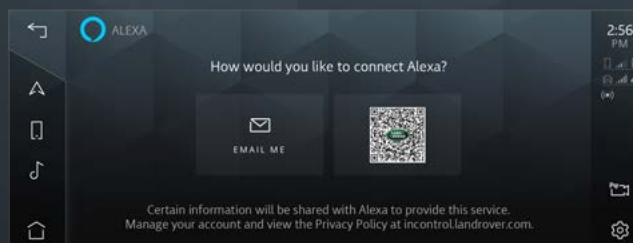




LAND ROVER AMAZON ALEXA USER GUIDE

ACTIVATE AND CONNECT ALEXA

4. SCAN QR CODE



When you scan the QR code, your smartphone will provide a link to the Amazon log-in page. You can press the QR code to make it bigger and easier to scan.

5. LOG IN TO YOUR AMAZON ACCOUNT ON YOUR PHONE



Use your Amazon account credentials to login and complete account linking.

If you have two-factor authentication set up, Amazon will email or text you a One Time Password (OTP) which you will have to enter before you can complete the linking.

6. FOLLOW THE INSTRUCTIONS ON YOUR VEHICLE TOUCHSCREEN



The app will guide you through onboarding, showing you examples of what it can do.



LAND ROVER AMAZON ALEXA USER GUIDE

ALEXA IS NOW READY

Once you've completed these steps, the Alexa 'Tap to Talk' icon will appear on the sidebar. You can wake up Alexa verbally, or by using the customisable steering wheel button (once Alexa has been set as 'Favourite' feature), or by using your touchscreen's Alexa 'Tap to Talk' softkey.





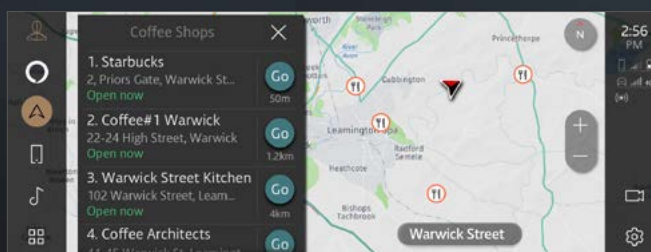
LAND ROVER AMAZON ALEXA USER GUIDE

MAKE THE MOST OF ALEXA

By activating Alexa and connecting your InControl account, you can ask Alexa to play music, find news, check weather, control smart home devices, and much more.

Alexa makes your life easier and more entertaining - while you keep your hands on the wheel and your eyes on the road.

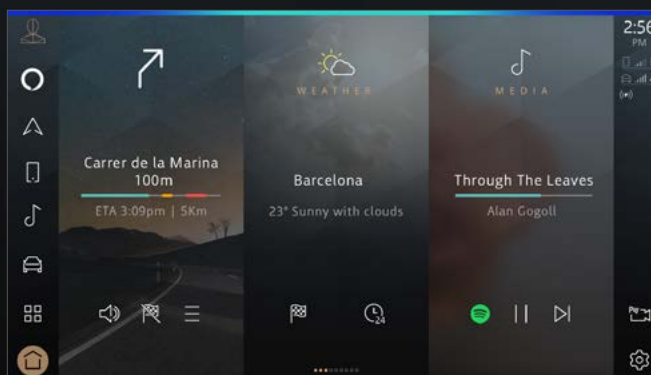
NAVIGATION



Integration with your vehicle navigation.

"Alexa, show me nearby coffee shops"

MEDIA



Music streaming and podcasts.

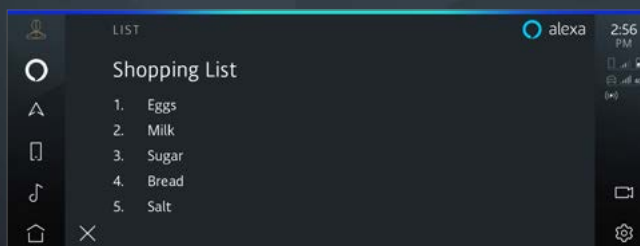
"Alexa, play my modern jazz playlist"



LAND ROVER AMAZON ALEXA USER GUIDE

MAKE THE MOST OF ALEXA

PRODUCTIVITY



Create shopping lists, hear the latest sports scores and news headlines, check the weather, control smart home settings and ask Alexa questions.

"Alexa, add apples to my shopping list"

COMMUNICATION



Ask Alexa to make phone calls.

"Alexa, call Mum"

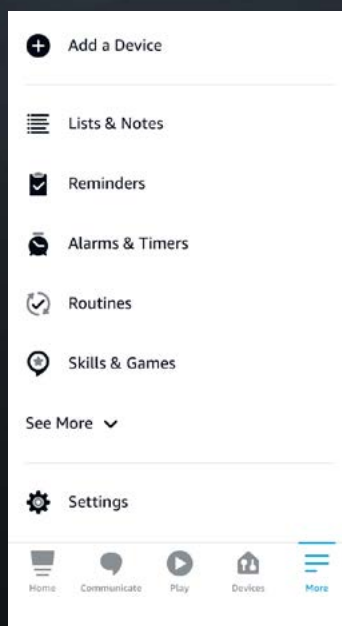


LAND ROVER AMAZON ALEXA USER GUIDE

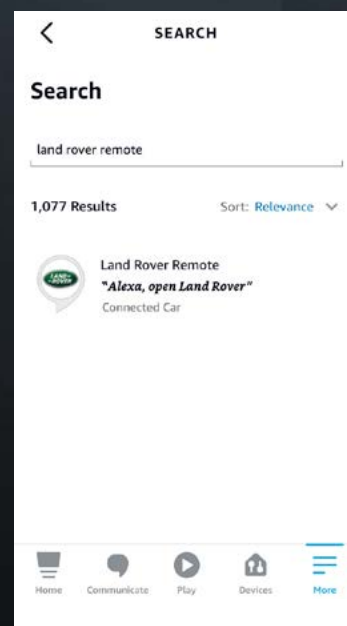
LAND ROVER REMOTE SKILL FOR ALEXA

Skills are like apps for Alexa. Wherever you are connected, you can use the Land Rover Remote Skill* on your Alexa-enabled device or app to remotely control your vehicle. Just ask Alexa and you can lock/unlock your doors or check your range.

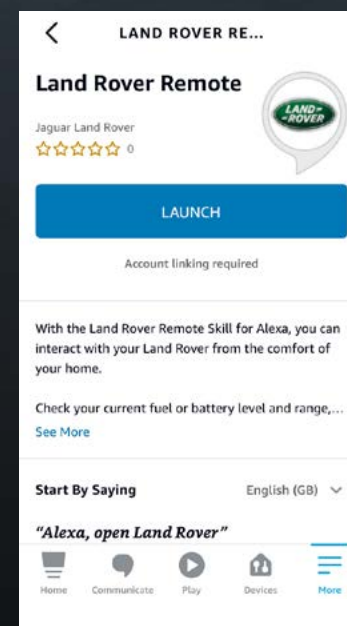
Download the Amazon Alexa app using your usual app store, and then follow these instructions to set up the Land Rover Remote Skill for Alexa.



From the Amazon Alexa app, select 'More' on the bottom right corner and select 'Skills & Games'.



Select magnifying glass on the top right corner, and search for Land Rover Remote.



After selecting the skill tap 'Launch'.

*US & UK markets only

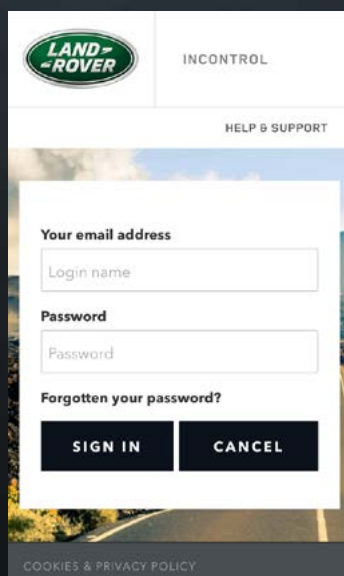


LAND ROVER AMAZON ALEXA USER GUIDE

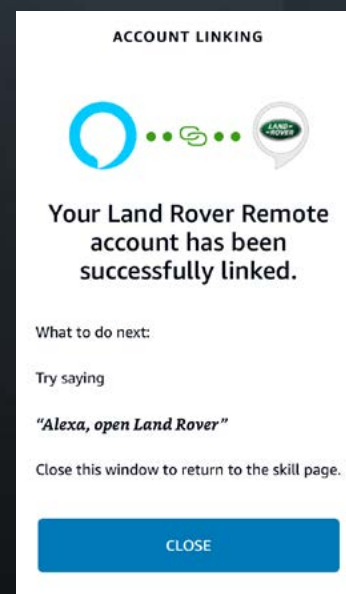
LAND ROVER REMOTE SKILL FOR ALEXA

Skills are like apps for Alexa. Wherever you are connected, you can use the Land Rover Remote Skill on your Alexa-enabled device or app to remotely control your vehicle. Just ask Alexa and you can lock/unlock your doors or check your range.

Download the Amazon Alexa app using your usual app store, and then follow these instructions to set up the Land Rover Remote Skill for Alexa.



Sign-in with your InControl account details.



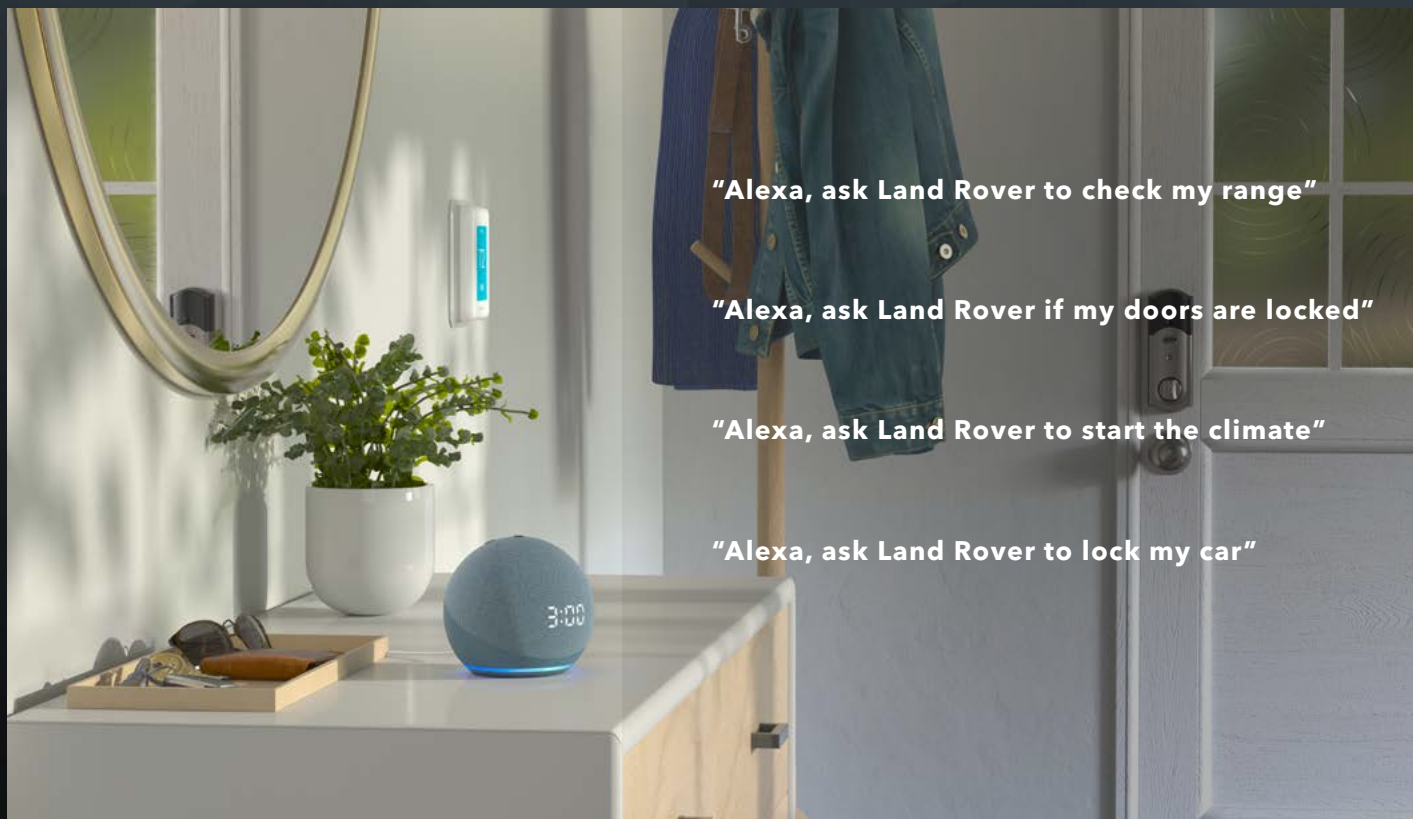
InControl account is successfully linked to the Land Rover Remote Skill.



LAND ROVER AMAZON ALEXA USER GUIDE

THE LAND ROVER REMOTE SKILL FOR ALEXA IS NOW ACTIVE (UK AND US CUSTOMERS ONLY)

Now you can remotely control or check on your Land Rover
via your enabled Alexa device or in the Alexa app.



"Alexa, ask Land Rover to check my range"

"Alexa, ask Land Rover if my doors are locked"

"Alexa, ask Land Rover to start the climate"

"Alexa, ask Land Rover to lock my car"



LAND ROVER AMAZON ALEXA USER GUIDE

IMPORTANT INFORMATION

Alexa is not configured to control all in-car functions. You can use the Land Rover voice assistant in your vehicle to control things like the temperature or local media (i.e. DAB/FM radio, USB etc).

Alexa needs good network connectivity to work. If there is no connection, Alexa will show a red light bar at the top of your Pivi Pro screen when you talk to her. If you have connectivity, even patchy, Alexa will show a blue bar at the top of your Pivi Pro screen when you talk to her.



Alexa is not integrated with Wireless Apple CarPlay^{®7}. It also isn't integrated with Android Auto^{™8}

If you are using one of these, then Alexa will be unable to make calls when asked

If you wish to use Alexa to make calls, then please disconnect from Apple CarPlay^{®7}. The same applies to Android Auto^{™8}

Alternatively, use Siri or Google Assistant to make your call using a long press of the steering wheel speech recognition button



LAND ROVER AMAZON ALEXA USER GUIDE

IMPORTANT INFORMATION

When streaming media such as music or an audiobook, sometimes the network coverage is not sufficient to continue streaming. Alexa will try to re-establish the connection, but occasionally it will not be possible to re-connect. Ask Alexa to play your media when you have returned to a better signal area.

You can disable the Alexa wake-up word if you want to as detailed below. This would mean you would then need to trigger Alexa by pressing the Favourite steering wheel button or the Alexa icon on the Pivi Pro touchscreen side bar.



To add Alexa to the Favourite button on the steering wheel, go to 'Settings' then 'Apps' then 'Favourite' button.

To turn off the Alexa 'Hands-free Listening' from Pivi Pro, select 'Settings' then 'All' then 'Apps' then 'Alexa' and change the toggle to 'off'.

¹In car features should be used by drivers only when safe to do so. Drivers must ensure they are in full control of the vehicle at all times. Amazon Alexa is available in specific Markets only. Amazon, Alexa, Amazon Music, Audible and all related marks are trademarks of Amazon.com, Inc. or its affiliates. Certain Alexa functionality is dependent on smart home technology.

²Amazon is always updating the number of media streaming providers that are supported. The following providers have been certified for use: Spotify, Tunes, Deezer, Amazon Music, Audible, Kindle, iHeartRadio and Pandora.

³Additional products and setup required for smart home functionality.

⁴Online Pack 12-month subscription required. Available in connected markets only. Online Pack for S specification packs and above.

⁵Remote Skill for Alexa available in UK and US Markets only.

⁶InControl subject to market availability of third party provider platforms and mobile phone signal.

⁷Apple CarPlay is a Trademark of Apple Inc.

⁸Android is a trademark of Google LLC..